



# MONTHLY OPERATIONS & NOISE SUMMARY

**January  
2018**

ONLINE AT: <http://www.paineairport.com>

NOISE COMMENT FORM: <http://www.paineairport.com/FormCenter/Noise-Event-Form-3/Noise-Event-Form-43>

NOISE SUMMARY REPORTS: <http://www.paineairport.com/176/Noise-Summary-Reports>

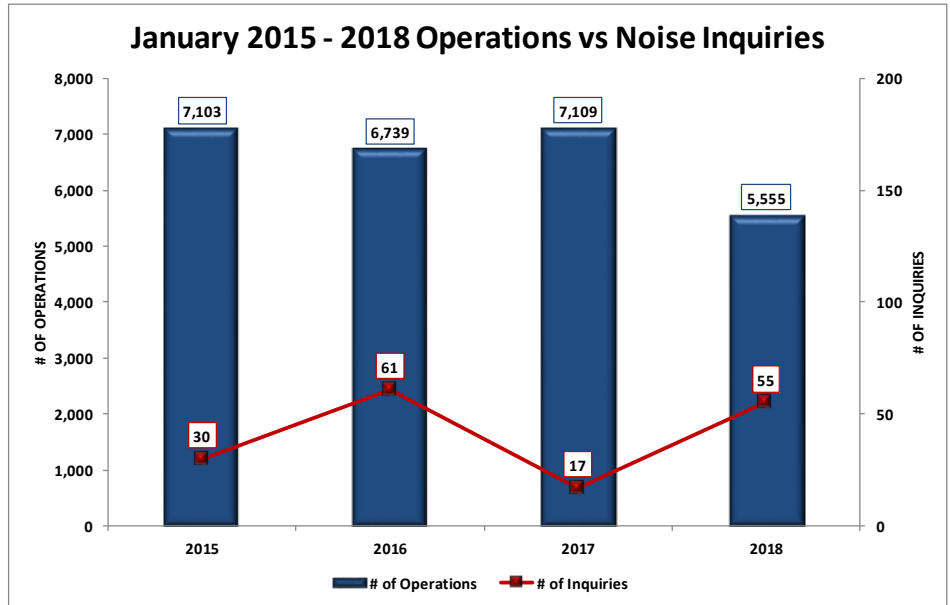
PAINE FIELD HAPPENINGS: <http://www.paineairport.com/177/Paine-Field-Happenings>

## **Noise Brief:**

During January 2018, the Airport office received 55 noise related inquiries via the noise hotline and email; 0 inquiries were regarding engine run operations. The 55 inquiries were generated by a total of 31 individual residences in the surrounding communities.

During January 2018, the FAA Air Traffic Control Tower at Paine Field recorded 5,555 flight operations. This is a 21.85% decrease in operations from January 2017, which had 7,109 operations.

The four-year average number of flight operations for the month of January is 6,627. Total operations for January 2018 are 16.17% below the four year average.

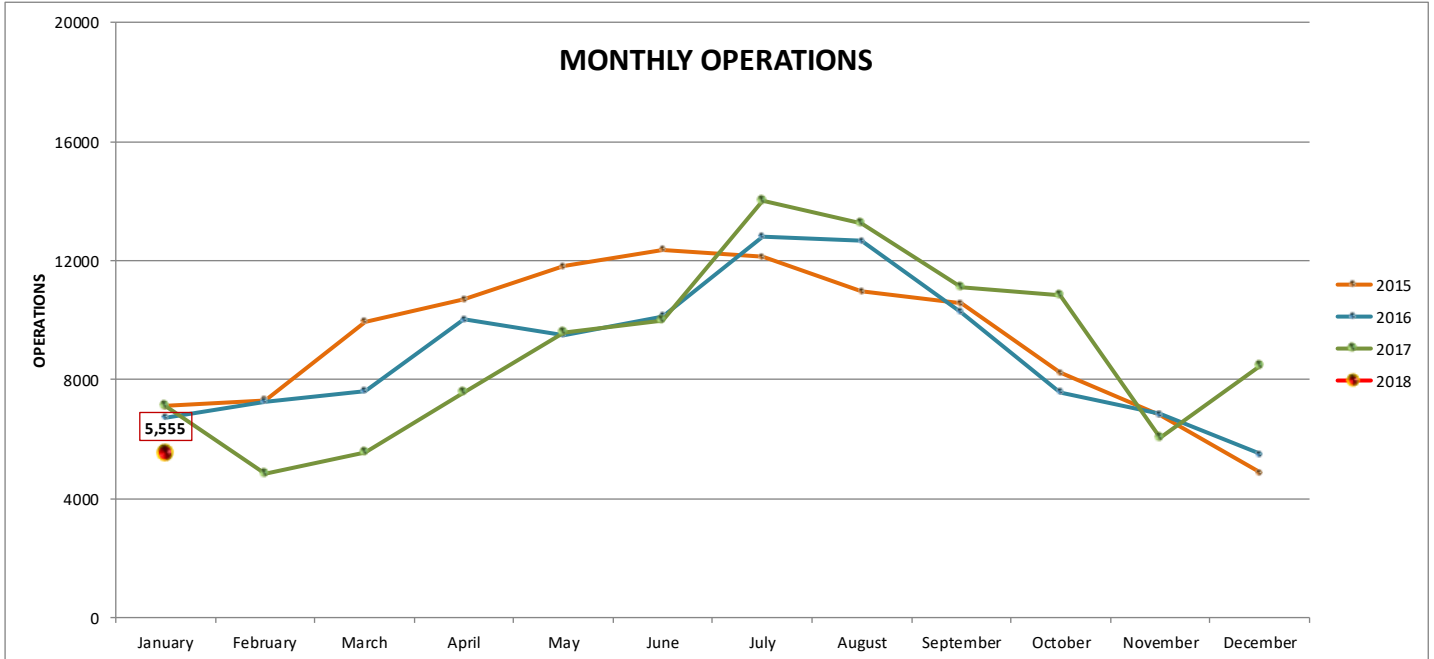


## **Complaints:**

Many factors contribute to the amount of complaints received each month and by how many people. Complaint totals are rarely consistent due to factors ranging from one unusual flight event that generates multiple complaints from a large group of people, an overcast day which blocks in sound, or perhaps a new homeowner that didn't notice the flight paths before the purchase of the property.

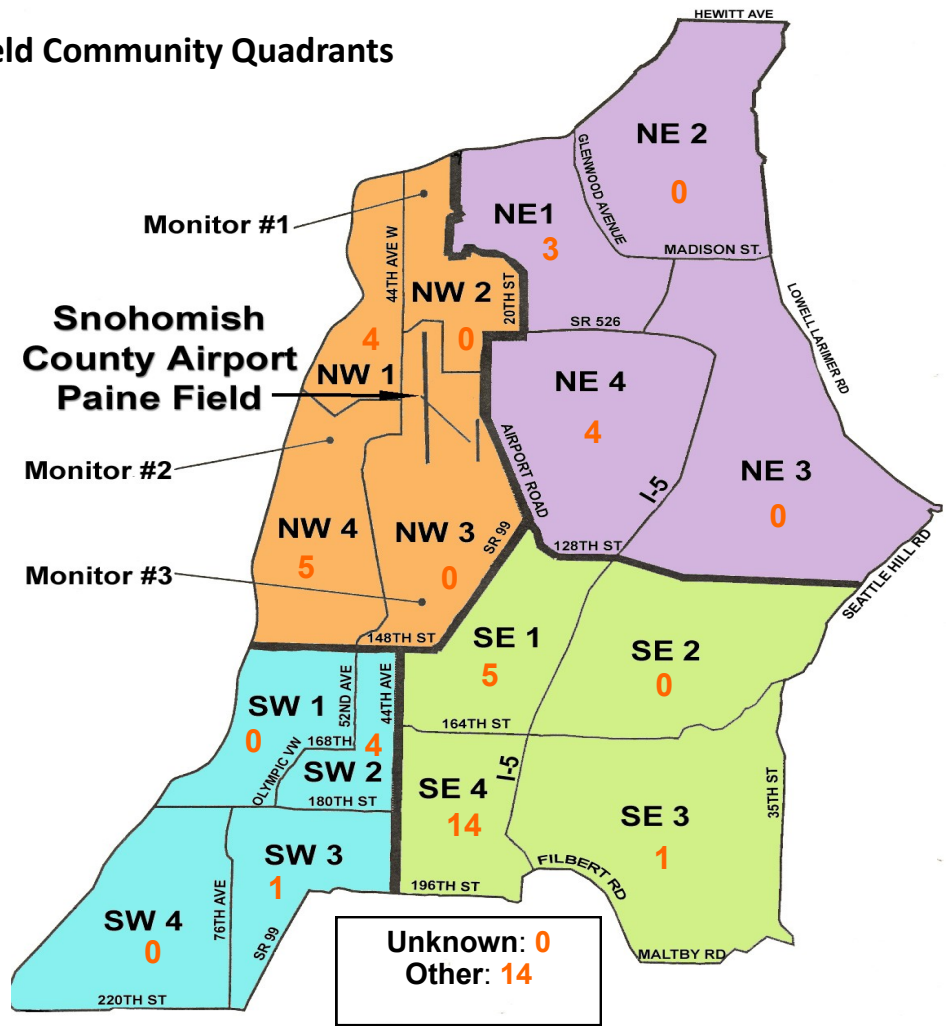
**PAINE FIELD AIRPORT • 3220 100TH ST. SW SUITE A • EVERETT, WA 98204  
NOISE HOTLINE: 425-388-5125 x4**

## Monthly Operations Levels 2015—2018



### Paine Field Community Quadrants

The graphic to the right depicts Paine Field's 16 noise quadrants. The numbers within each quadrant represent how many calls were made from that quadrant in the month of January. "Unknown" represents complaints where the caller's quadrant was not identified. "Other" represents complaints from outside the four major quadrants.



## Caller Inquiries

Noise complaints are received via telephone hotline or through the airport web page noise complaint form.

Upon receipt, complaints are investigated. Airport staff uses the ENVIRONMENTAL VUE data and other sources to help identify which operation generated the noise complaint. The FAA retains radar data for three days before providing it to the airport's ENVIRONMENTAL VUE noise monitoring system.

The aircraft operator is then notified of the complaint and made aware of the airport's noise abatement program. Callers who specifically request to be contacted are called back.

Since FAA operations data is not released until the third week of the following month, the monthly summary report is posted online at [paineairport.com](http://paineairport.com) the fourth week of the following month.

**Caller Identification Codes are listed in the first column of the complaint table. You should be able to identify yourself by the first 3 letters of your last name and the date and time you called in. If you are having trouble identifying your new code, please call the airport office and we will look you up.**

Reports will be posted online at the websites listed on the front of this report. The aircraft operations listed on this page (and next) are presumed to have originated or completed their flights at Paine Field.

ID Code	Event Time	Flight ID	A/C Type	Operation	Location	Community
LYO001	1/1/2018 17:38	N2164Z	Cessna C172 Skyhawk	T/G	34R	NE4
RAP001	1/2/2018 22:58	GTI4351	B747-400 LCF	A	34L	SE4
LYO001	1/3/2018 12:00	N5512E	Cessna C172 Skyhawk	T/G	34R	NE4
GUS002	1/5/2018 22:00	GTI4512	B747-400 LCF	D	16R	SW3
GRI010	1/5/2018 22:07					SE1
PAK002	1/5/2018 22:07					NW4
SWE003	1/5/2018 22:08					SE1
TUS002	1/5/2018 22:10					SE1
BRO005	1/7/2018 22:00					GTI4532
HOL013	1/7/2018 22:00	OTH-S				
RAP001	1/7/2018 22:00	SE4				
HOL013	1/8/2018 9:53	GTI4542	B747-400 LCF	D	16R	OTH-S
RAP001	1/8/2018 9:55					SE4
HIK001	1/9/2018 16:00	PHOENIX 21	EA-18G Growler	T/G	34L	SE4
BAR019	1/9/2018 16:00					OTH-S
FIE001	1/9/2018 16:00					OTH-S
ASS001	1/9/2018 16:00					SE4
IRV002	1/9/2018 16:00					OTH-S
STE022	1/9/2018 16:00					OTH
HAL013	1/9/2018 16:00					SE4
STE024	1/11/2018 1:55					GTI4512
FIS007	1/12/2018 4:22	GTI4514	B747-400 LCF	D	16R	OTH-S
MCC012	1/12/2018 4:24					NW4
SWE003	1/12/2018 4:24					SE1
PAR009	1/12/2018 4:25					SE4
HOL013	1/12/2018 4:25					OTH-S
NEL006	1/12/2018 4:28					NE1
RAP001	1/12/2018 4:30					SE4

ID Code	Event Time	Flight ID	A/C Type	Operation	Location	Community
RAP001	1/12/2018 22:45	GTI4512	B747-400 LCF	D	16R	SE4
CAV001	1/12/2018 22:47					OTH-S
LYO001	1/14/2018 15:45	N4937P	Cessna C152	T/G	34R	NE4
RAP001	1/16/2018 22:15	GTI4542	B747-400 LCF	D	16R	SE4
HAU003	1/16/2018 22:15					SW2
PAU002	1/17/2018 4:30	GTI4352	B747-400 LCF	A	16R	OTH-N
BUR001	1/17/2018 8:29	GTI4512	B747-400 LCF	D	16R	NW4
HUM001	1/17/2018 8:30					NW4
RAP001	1/18/2018 16:00	GTI4542	B747-400 LCF	D	16R	SE4
LEE004	1/19/2018 5:41	GTI4512	B747-400 LCF	D	16R	NW1
STE024	1/19/2018 5:41					NE1
HAU003	1/19/2018 5:42					SW2
RAP001	1/19/2018 5:45					SE4
CUN001	1/19/2018 8:19	VDA5305	Antonov AN-124	D	16R	SE3
RAP001	1/22/2018 14:30	GTI4512	B747-400 LCF	D	16R	SE4
GRE015	1/22/2018 14:32					OTH-S
LEE004	1/22/2018 23:50	ASA9569	Airbus A320	A	16R	NW1
WEB002	1/23/2018 10:40	BOE545	B747-8	A	16R	OTH-E
HOL013	1/24/2018 5:45	GTI4542	B747-400 LCF	D	16R	OTH-S
BEA006	1/24/2018 5:45					NW4
RAP001	1/24/2018 5:45					SE4
HAU003	1/25/2018 11:54	UPS9107	B747-8	D	16R	SW2
WEB002	1/25/2018 14:08	GTI4351	B747-400 LCF	A	16R	OTH-E
SWE003	1/25/2018 18:05	GTI4516	B747-400 LCF	D	16R	SE1
LEE004	1/26/2018 4:03	GTI4356	B747-400 LCF	A	16R	NW1
LYO001	1/27/2018 16:00	UNK GA	UNK	T/G	16L	NE4
HAU003	1/30/2018 9:10	N85TB	Kingair C90	D	16R	SW2

A—Arrival  
D—Departure  
UNK—Unknown  
T/G—Touch&Go