

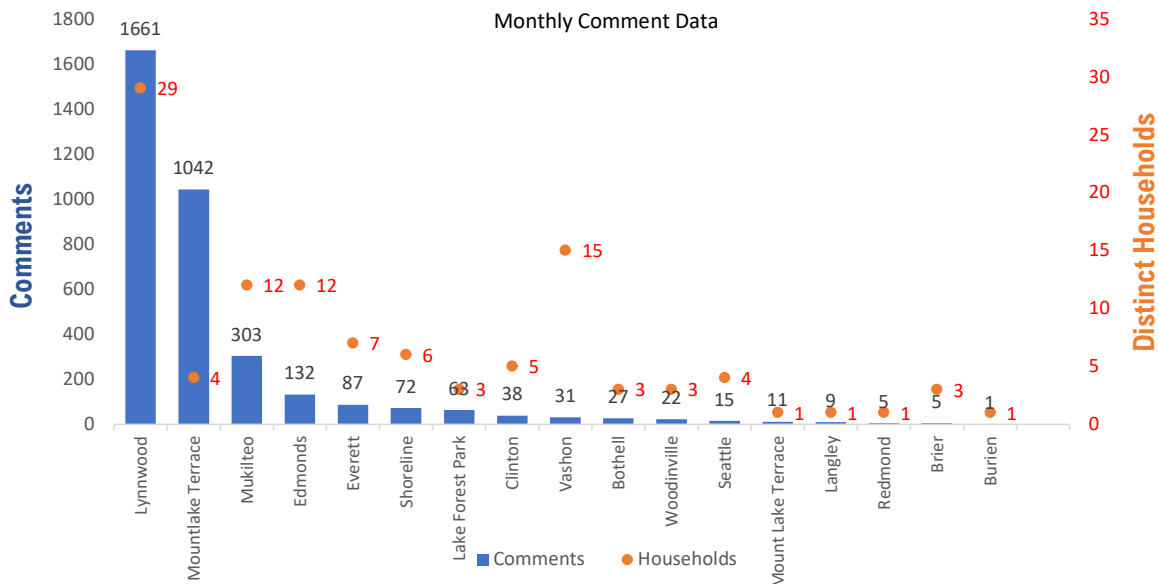


## Monthly Totals & Trends

**3,524**  
Noise Comments
**110**  
Distinct Households
**283**  
Distinct Households YTD
**2,752 (78.1%)**  
Comments by top 10 households

Paine Field – Snohomish County Airport uses a variety of methods to identify, track, and reduce the impact of aircraft noise on the surrounding communities. Noise comments are managed using a third-party application that correlates each complaint with a specific flight to help airport staff identify the primary causes of noise. The airport does not have the authority to restrict aircraft operations or change aircraft flight paths. Instead, the airport relies on pilots following the published voluntary noise abatement procedures. Several factors may require a pilot to deviate from these procedures including air traffic control instruction or safety considerations. Paine Field – Snohomish County Airport is owned and operated by Snohomish County in compliance with federal aviation regulations. Because the airport operates under the guidance of federal regulations, it's facilities must remain open to users of the national airspace system 24 hours a day, 365 days a year.

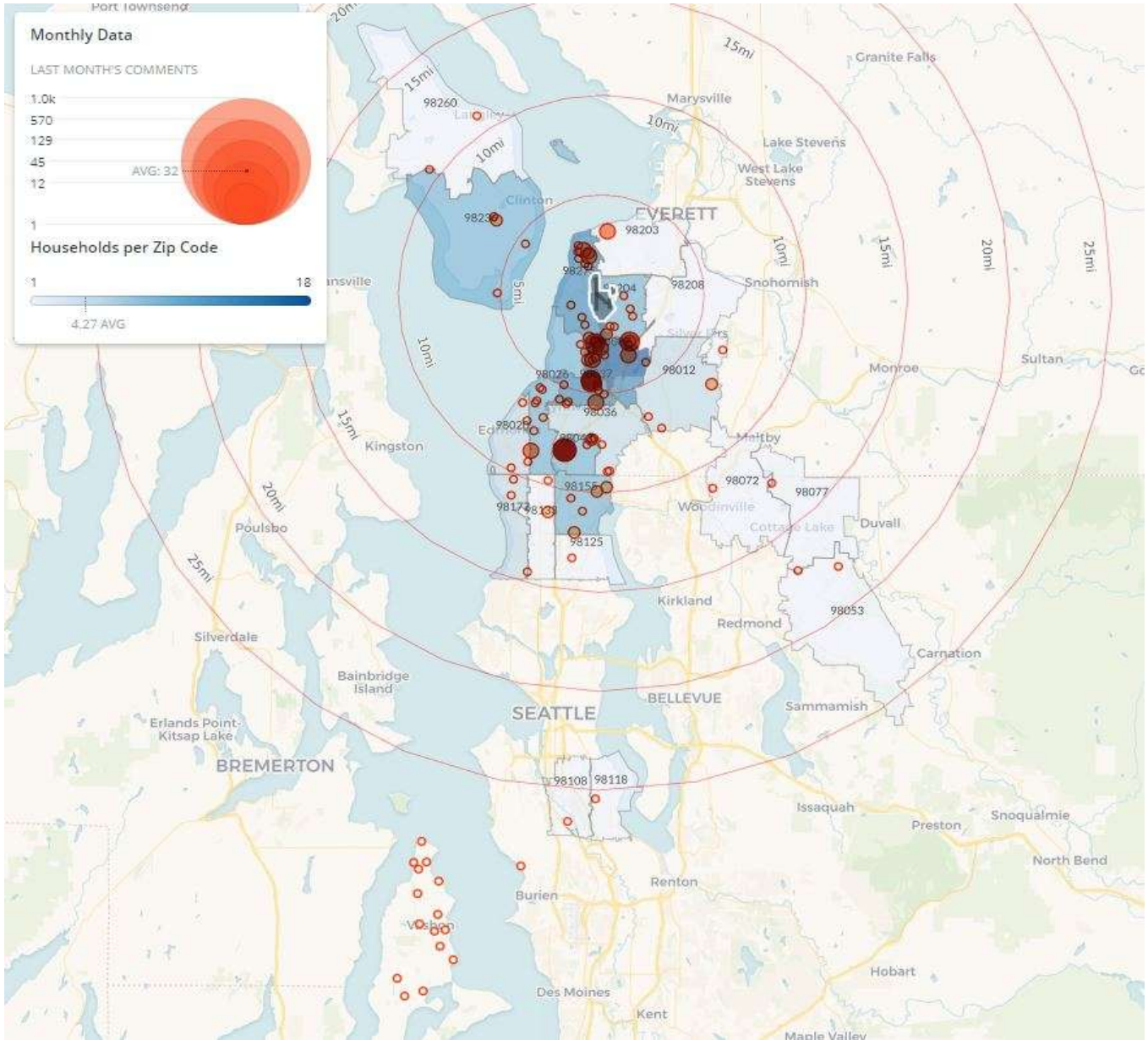
### Monthly Totals & Trends: By City



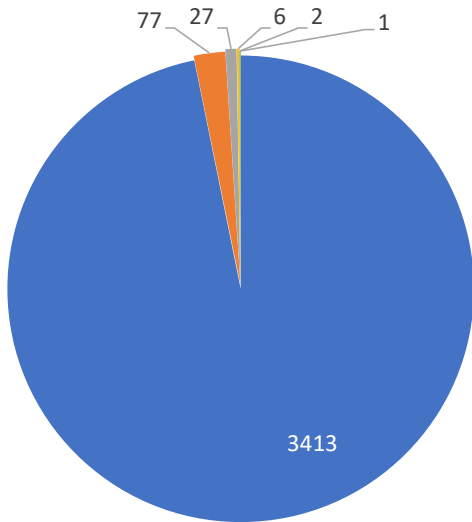
CITY	COMMENTS	DISTINCT HOUSEHOLDS	AVG COMMENTS/ HOUSEHOLD
Lynnwood	1,661	29	57.3
Mountlake Terrace	1,042	4	260.5
Mukilteo	303	12	25.3
Edmonds	132	12	11.0
Everett	87	7	12.4
Shoreline	72	6	12.0
Lake Forest Park	63	3	21.0
Clinton	38	5	7.6
Vashon	31	15	2.1
Bothell	27	3	9.0
Woodinville	22	3	7.3
Seattle	15	4	3.8
Mount Lake Terrace	11	1	11.0
Langley	9	1	9.0
Redmond	5	1	5.0
Brier	5	3	1.7
Remaining Cities	1	1	1.0
<b>Totals</b>	<b>3,524</b>	<b>110</b>	<b>32.0</b>

## Noise Comment Map: By Zip Code

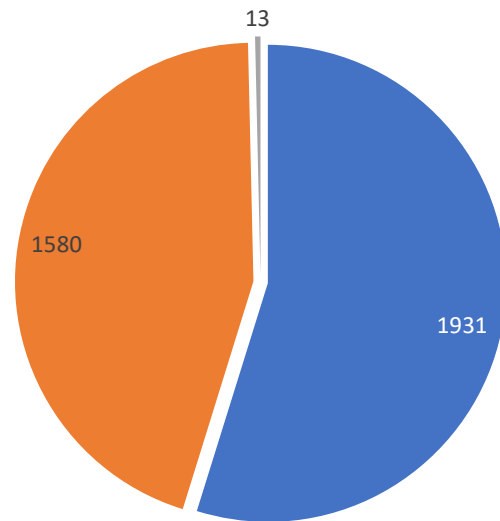
NOTES: Noise comments from households submitted without valid address information are not depicted on the map.



## Comment Breakdown: Types & Filing Method



■ Loud ■ Low ■ Off Course ■ Unspecified ■ Other ■ Military



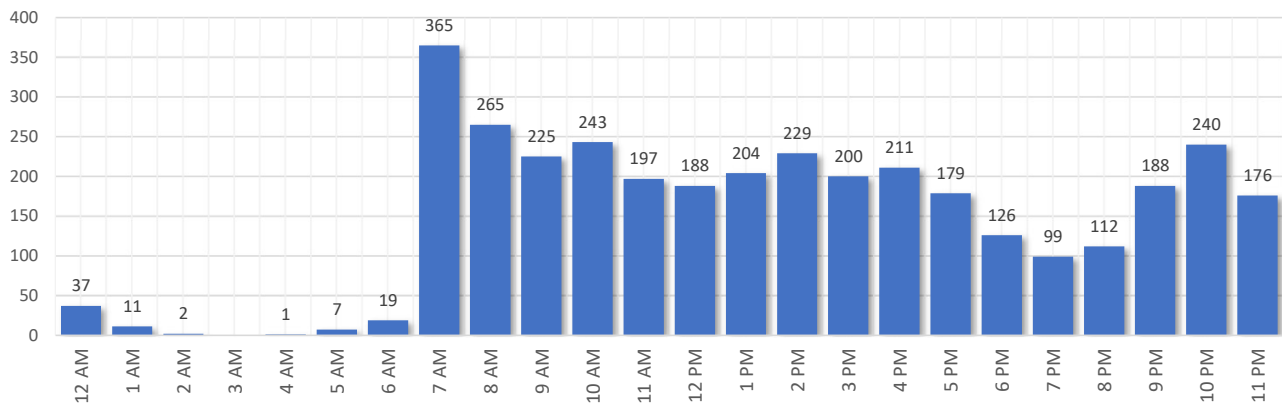
■ Web App ■ Webform ■ Hotline

COMMENT TYPE	COMMENTS
Loud	3413
Low	77
Off Course	27
Unspecified	6
Other	2
Military	1

METHOD RECEIVED	COUNT
Web App	1931
Webform	1580
Hotline	13

**Note:** Comment type total may not equal the total number of comments as some comments are included in more than one category.

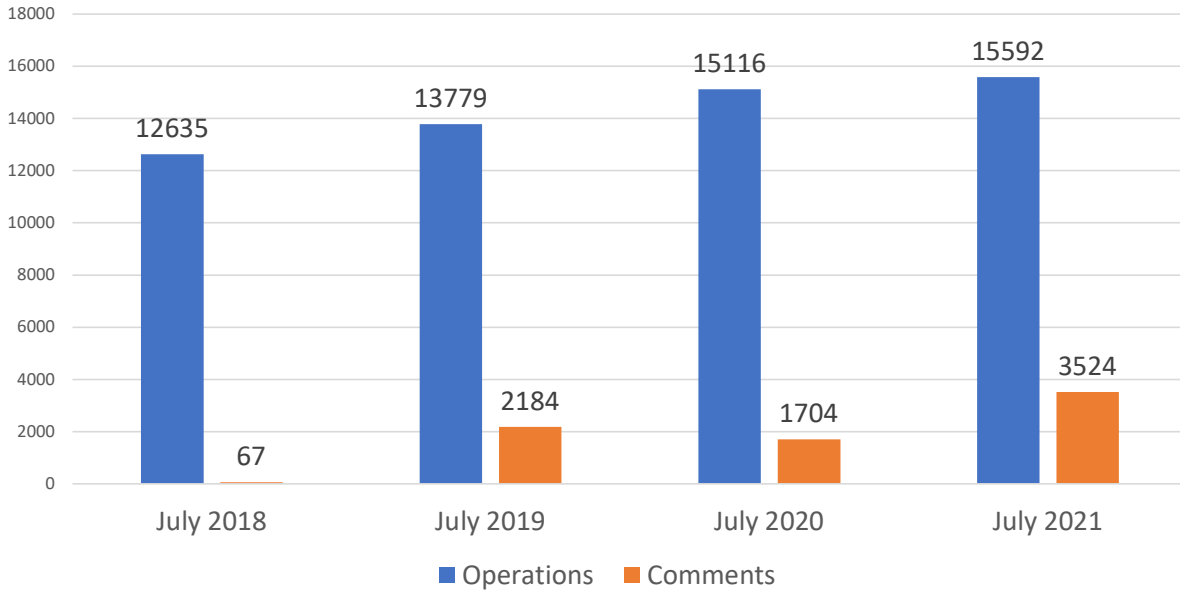
### Complaints by Time of Day



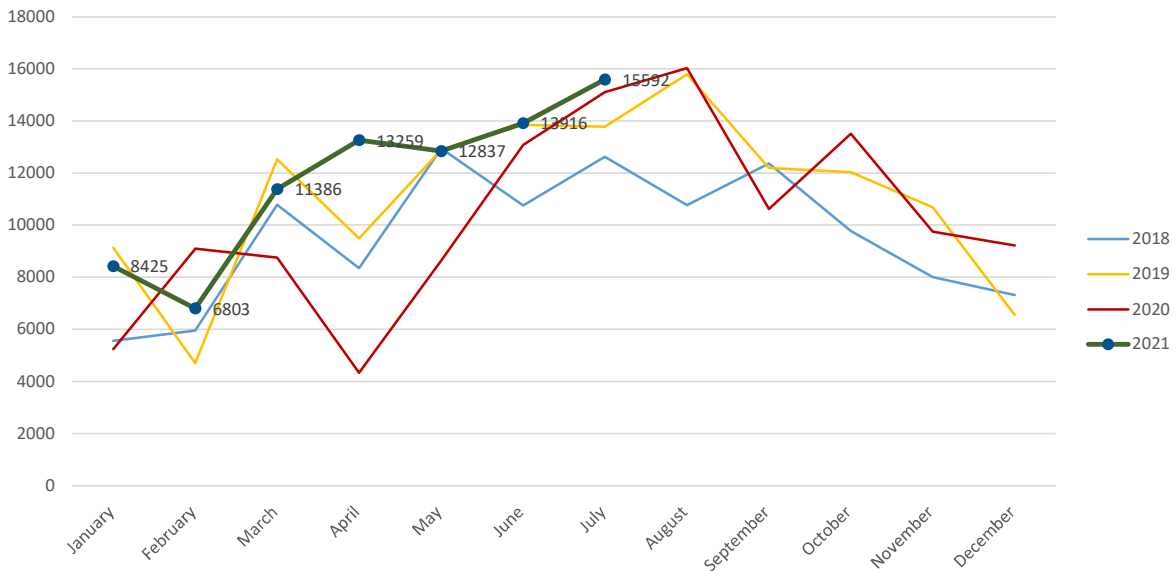
Aircraft Operations Summary:

During July 2021, the Paine Field Air Traffic Control Tower reported 15592 flight operations. This is a 3.1% increase in operations compared to July 2020 which had 15116 operations. The four-year average for July is 14280 flight operations. Total operations for July were 9.1% above the average.

Monthly Operations VS Noise Comments



Monthly Operations Four Year Data



Paine Field Website: [www.paineairport.com](http://www.paineairport.com)  
 Noise Abatement Procedures: [www.paineairport.com/159/Noise-Abatement-Procedures](http://www.paineairport.com/159/Noise-Abatement-Procedures)  
 Paine Field Noise FAQ: [www.paineairport.com/215/Noise-FAQs](http://www.paineairport.com/215/Noise-FAQs)  
 To submit a noise comment online: [www.planenoise.com/kpae](http://www.planenoise.com/kpae)  
 To submit a noise comment by phone: (425) 284-0500