

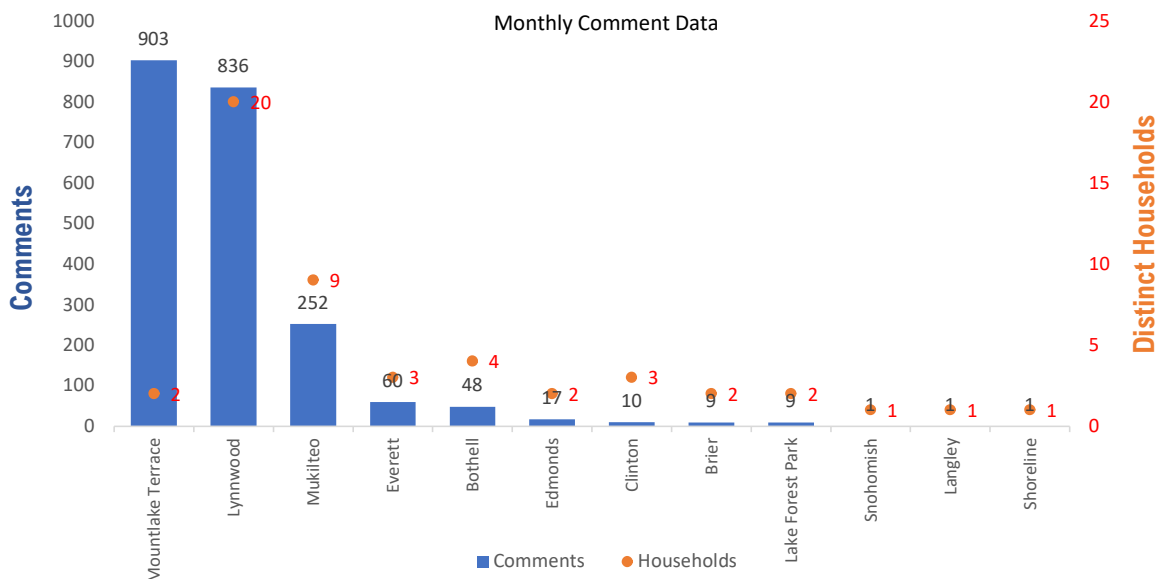


Monthly Totals & Trends

2,149
Noise Comments
52
Distinct Households
52
Distinct Households YTD
1,985 (92.4%)
Comments by top 10 households

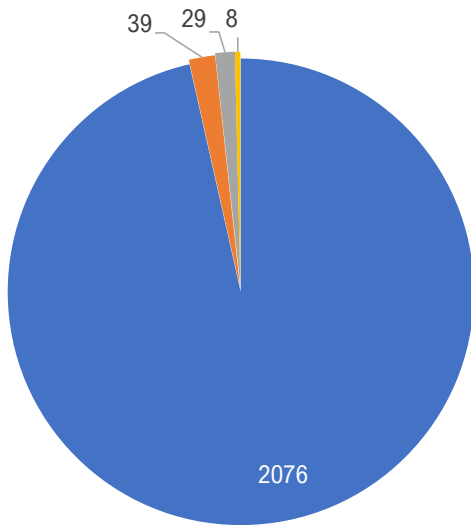
Paine Field – Snohomish County Airport uses a variety of methods to identify, track, and reduce the impact of aircraft noise on the surrounding communities. Noise comments are managed using a third-party application that correlates each complaint with a specific flight to help airport staff identify the primary causes of noise. The airport does not have the authority to restrict aircraft operations or change aircraft flight paths. Instead, the airport relies on pilots following the published voluntary noise abatement procedures. Several factors may require a pilot to deviate from these procedures including air traffic control instruction or safety considerations. Paine Field – Snohomish County Airport is owned and operated by Snohomish County in compliance with federal aviation regulations. Because the airport operates under the guidance of federal regulations, its facilities must remain open to users of the national airspace system 24 hours a day, 365 days a year.

Monthly Totals & Trends: By City

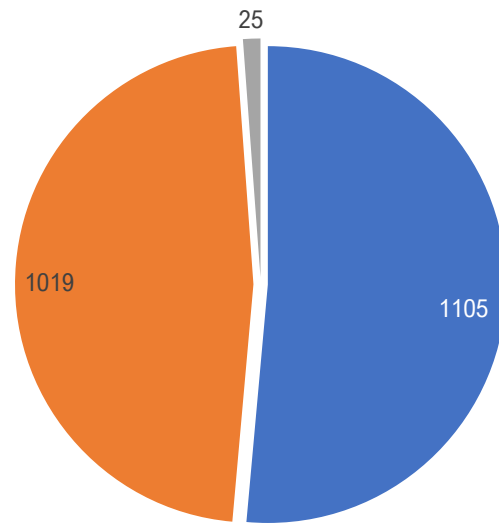


| CITY | COMMENTS | DISTINCT HOUSEHOLDS | AVG COMMENTS/ HOUSEHOLD |
|-------------------|--------------|---------------------|-------------------------|
| Mountlake Terrace | 903 | 2 | 451.5 |
| Lynnwood | 836 | 20 | 41.8 |
| Mukilteo | 252 | 9 | 28.0 |
| Everett | 60 | 3 | 20.0 |
| Bothell | 48 | 4 | 12.0 |
| Edmonds | 17 | 2 | 8.5 |
| Clinton | 10 | 3 | 3.3 |
| Brier | 9 | 2 | 4.5 |
| Lake Forest Park | 9 | 2 | 4.5 |
| Mill Creek | 1 | 1 | 1.0 |
| Langley | 1 | 1 | 1.0 |
| Snohomish County | 1 | 1 | 1.0 |
| Shoreline | 1 | 1 | 1.0 |
| Snohomish | 1 | 1 | 1.0 |
| Totals | 2,149 | 52 | 41.3 |

Comment Breakdown: Types & Filing Method



■ Loud ■ Off Course ■ Low ■ Unspecified



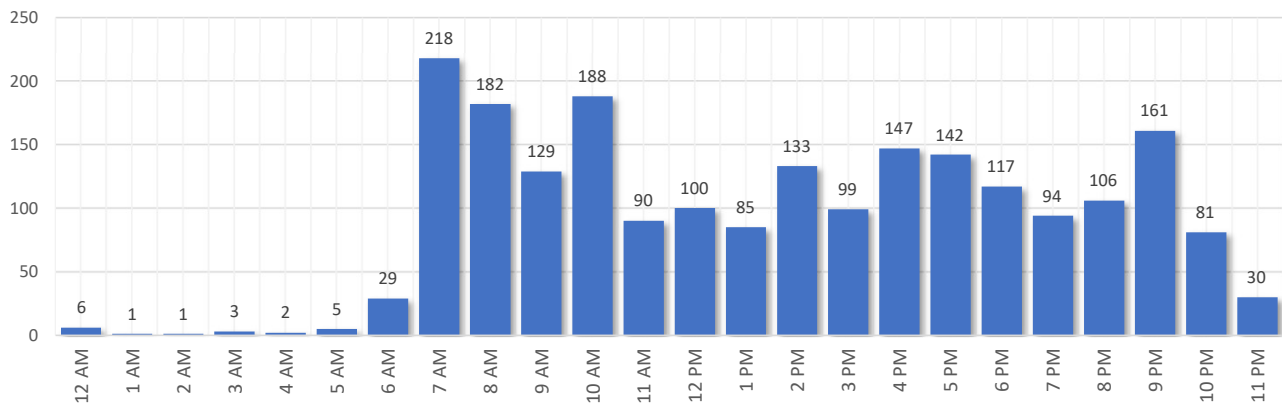
■ Web App ■ Webform ■ Hotline

| COMMENT TYPE | COMMENTS |
|--------------|----------|
| Loud | 2076 |
| Off Course | 39 |
| Low | 29 |
| Unspecified | 8 |

| METHOD RECEIVED | COUNT |
|-----------------|-------|
| Web App | 1105 |
| Webform | 1019 |
| Hotline | 25 |

Comment type total may be higher than the total number of comments as some comments are included in more than one category.

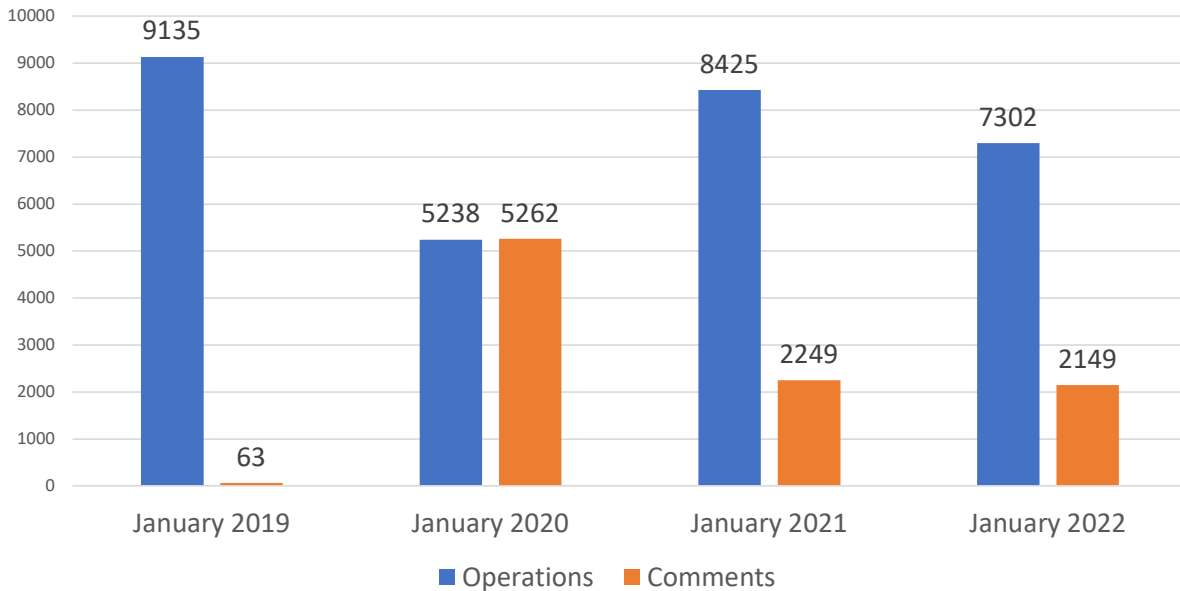
Complaints by Time of Day



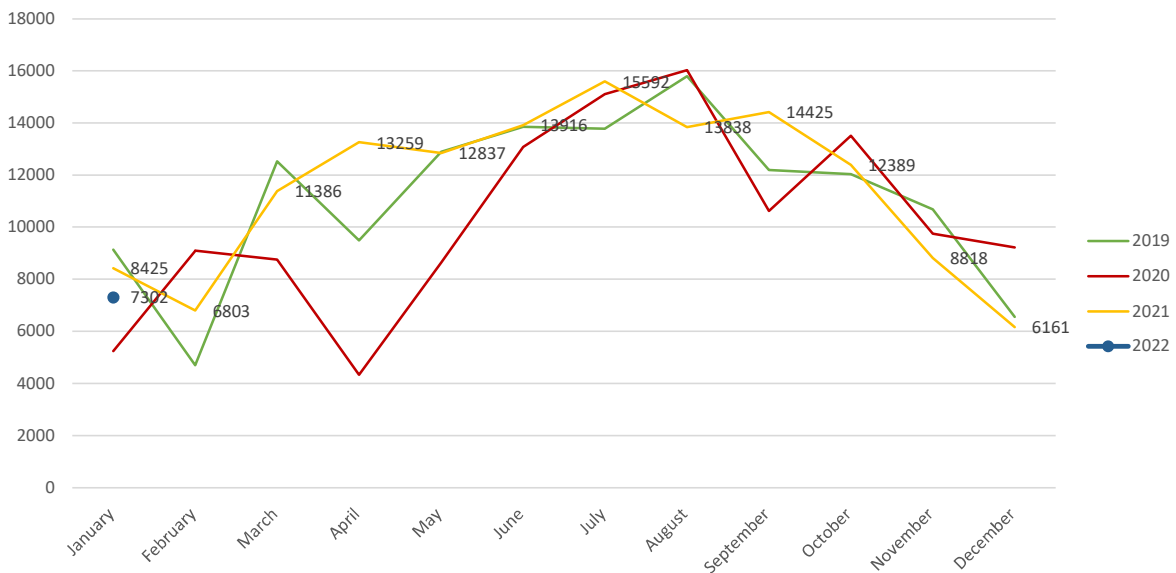
Aircraft Operations Summary:

During January 2022, the Paine Field Air Traffic Control Tower reported 7302 flight operations. This is a 13.3% decrease in operations compared to January 2021 which had 8425 operations. The four-year average for January is 7525 flight operations. Total operations for January were 2.9% below the average.

Monthly Operations VS Noise Comments



Monthly Operations Four Year Data



Paine Field Website: www.paineairport.com
 Noise Abatement Procedures: www.paineairport.com/159/Noise-Abatement-Procedures
 Paine Field Noise FAQ: www.paineairport.com/215/Noise-FAQs
 To submit a noise comment online: www.planenoise.com/kpae
 To submit a noise comment by phone: (425) 284-0500