

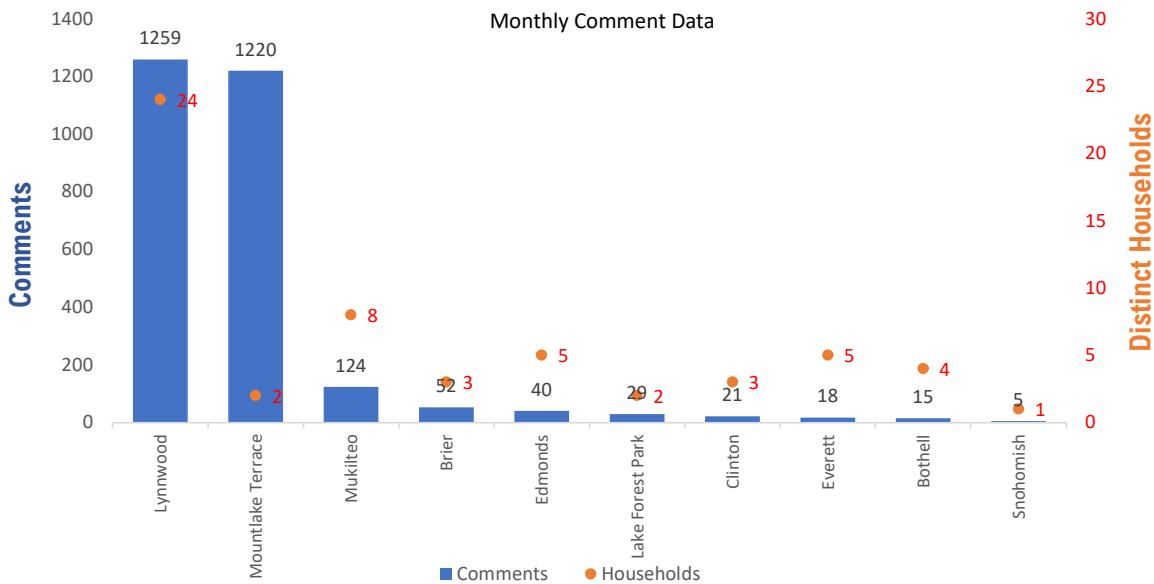


## Monthly Totals & Trends

2,783                      57                      87                      2,555 (91.8%)  
 Noise Comments                      Distinct Households                      Distinct Households YTD                      Comments by top 10 households

Paine Field – Snohomish County Airport uses a variety of methods to identify, track, and reduce the impact of aircraft noise on the surrounding communities. Noise comments are managed using a third-party application that correlates each complaint with a specific flight to help airport staff identify the primary causes of noise. The airport does not have the authority to restrict aircraft operations or change aircraft flight paths. Instead, the airport relies on pilots following the published voluntary noise abatement procedures. Several factors may require a pilot to deviate from these procedures including air traffic control instruction or safety considerations. Paine Field – Snohomish County Airport is owned and operated by Snohomish County in compliance with federal aviation regulations. Because the airport operates under the guidance of federal regulations, its facilities must remain open to users of the national airspace system 24 hours a day, 365 days a year.

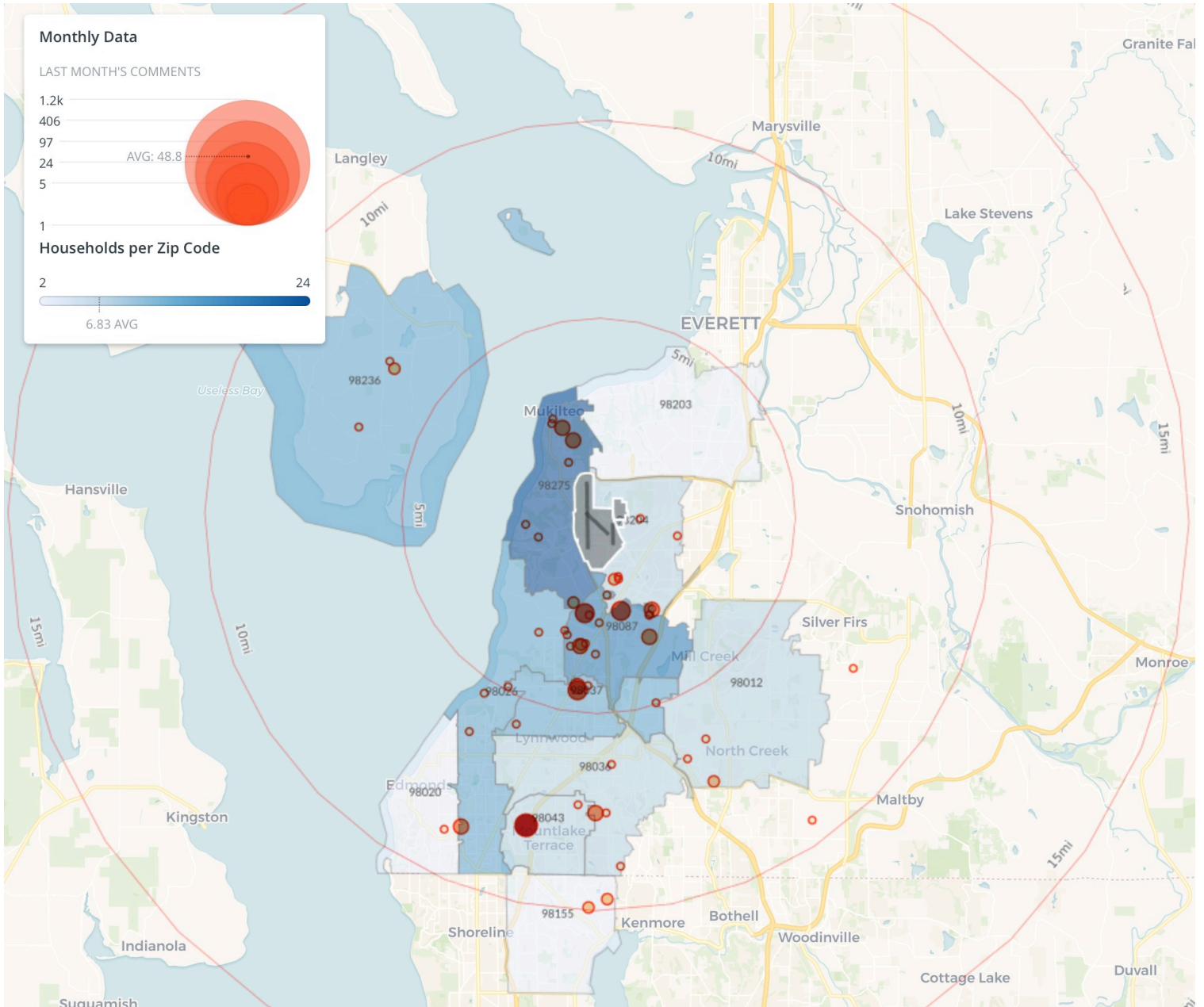
### Monthly Totals & Trends: By City



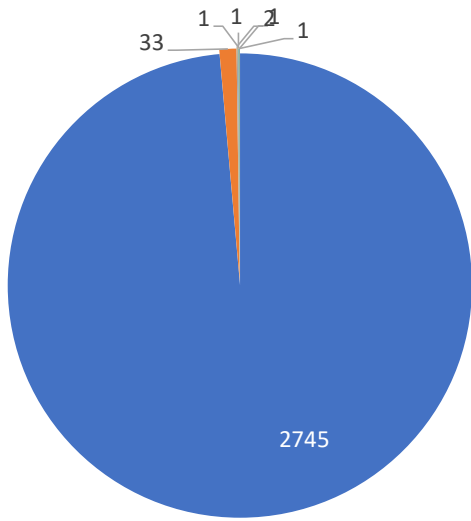
CITY	COMMENTS	DISTINCT HOUSEHOLDS	AVG COMMENTS/ HOUSEHOLD
Mountlake Terrace	1,220	2	610.0
Lake Forest Park	29	2	14.5
Edmonds	40	5	8.0
Brier	52	3	17.3
Lynnwood	1,259	24	52.5
Bothell	15	4	3.8
Mukilteo	124	8	15.5
Everett	18	5	3.6
Clinton	21	3	7.0
Snohomish	5	1	5.0
<b>Totals</b>	<b>2,783</b>	<b>57</b>	<b>48.8</b>

## Noise Comment Map: By Zip Code

NOTES: Noise comments from households submitted without valid address information are not depicted on the map.

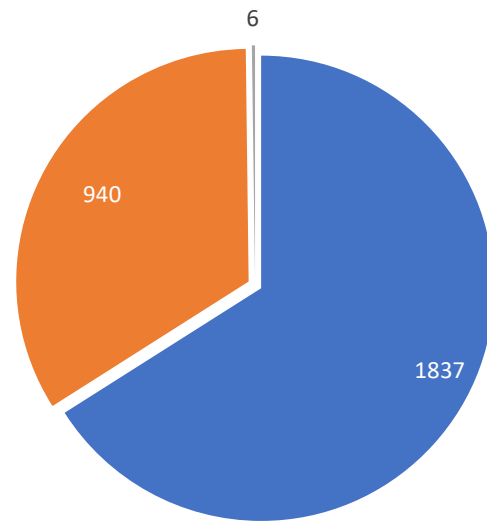


## Comment Breakdown: Types & Filing Method



- Loud
- Low
- Other
- Helicopter
- Runup
- Unspecified
- Off Course

COMMENT TYPE	COMMENTS
Loud	2745
Low	33
Other	2
Helicopter	1
Runup	1
Unspecified	1
Off Course	1

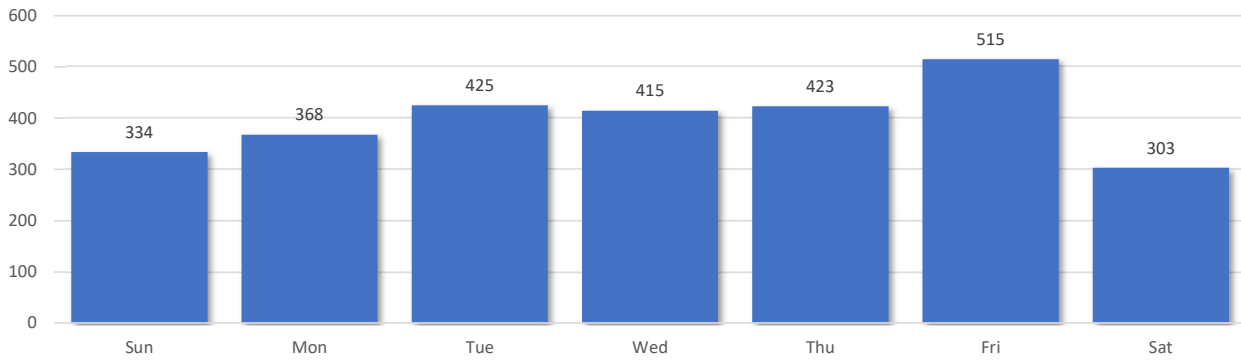


- Webform
- Web App
- Hotline

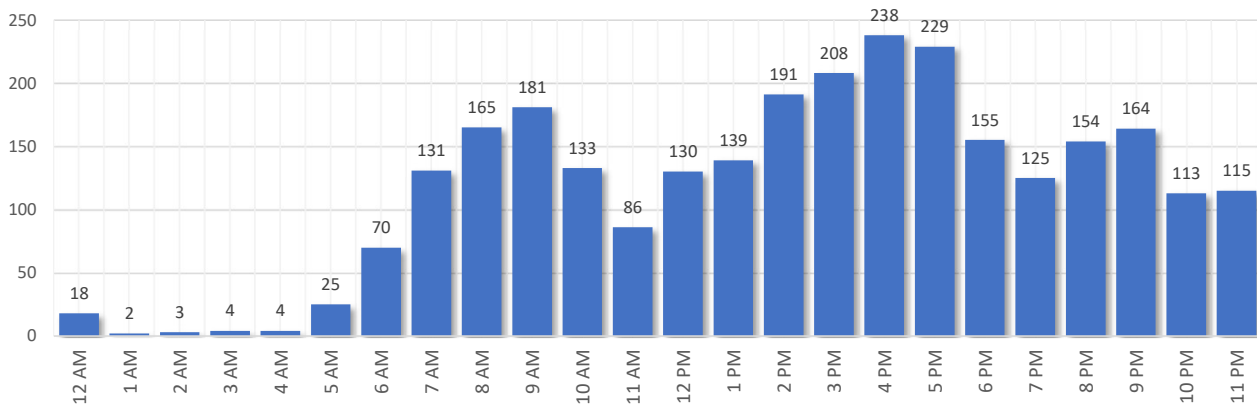
METHOD RECEIVED	COUNT	
Webform	Comment submitted via Paine Field website	1837
Web App	Third party web application	940
Hotline	Voicemail message via phone system	6

## Comment Breakdown: Day and Time

Comments by Day of Week



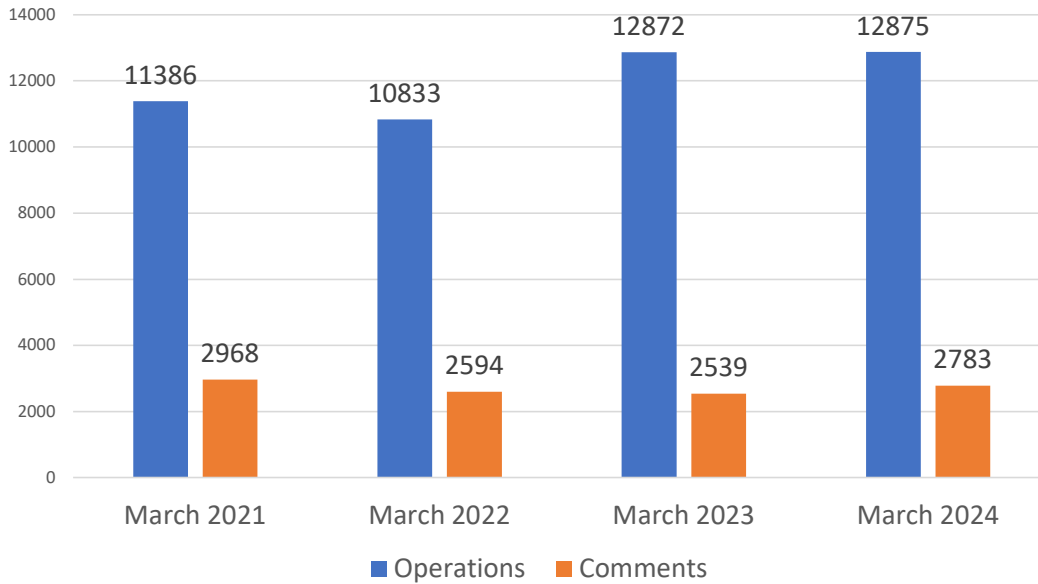
Comments by Time of Day



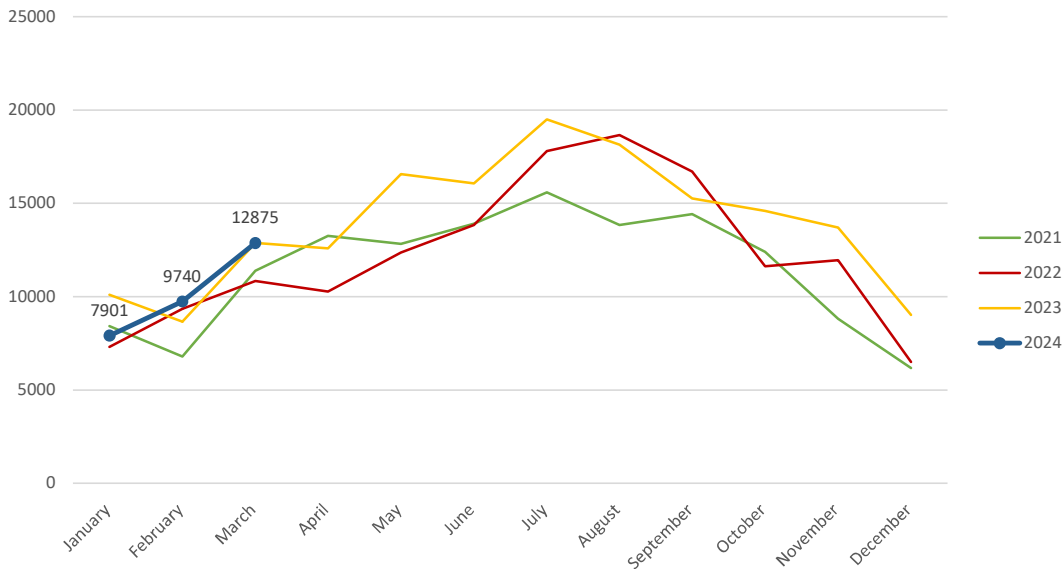
Aircraft Operations Summary:

During March 2024, the Paine Field Air Traffic Control Tower reported 12875 flight operations. This is a 0% increase in operations compared to March 2023 which had 12872 operations. The four-year average for March is 11991 flight operations. Total operations for March were 7.3% above the 4-year average.

Monthly Operations VS Noise Comments



Monthly Operations Four Year Data



Paine Field Website: [www.paineairport.com](http://www.paineairport.com)  
 Noise Abatement Procedures: [www.paineairport.com/159/Noise-Abatement-Procedures](http://www.paineairport.com/159/Noise-Abatement-Procedures)  
 Paine Field Noise FAQ: [www.paineairport.com/215/Noise-FAQs](http://www.paineairport.com/215/Noise-FAQs)  
 To submit a noise comment online: [www.planenoise.com/kpae](http://www.planenoise.com/kpae)  
 To submit a noise comment by phone: (425) 284-0500