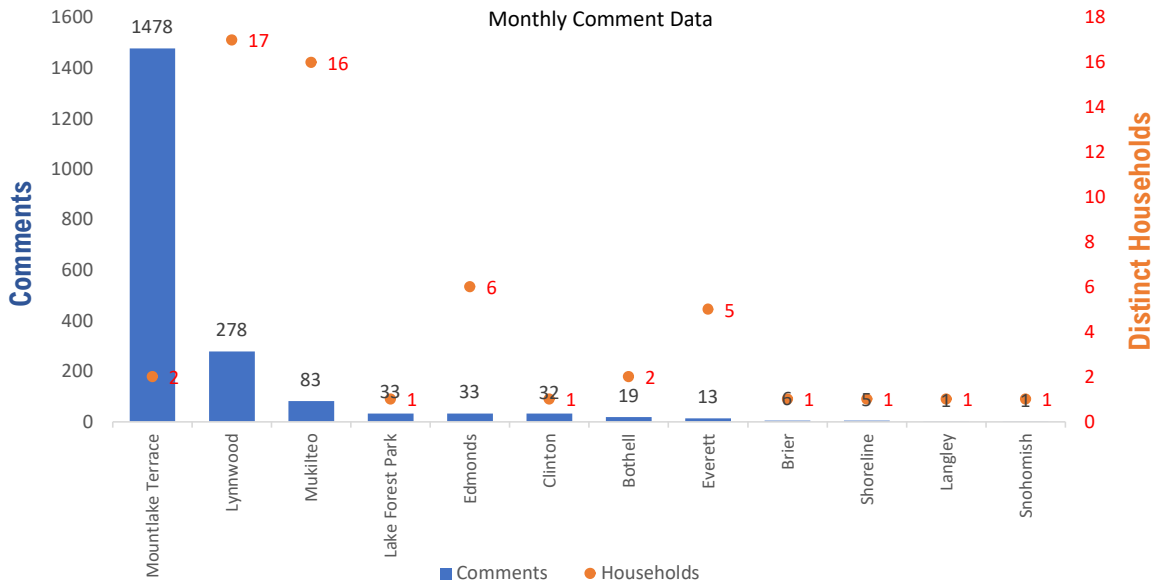


## Monthly Totals & Trends

**1,983**                      **55**                      **160**                      **1,883 (95.0%)**  
 Noise Comments              Distinct Households              Distinct Households YTD              Comments by top 10 households

Paine Field – Snohomish County Airport uses a variety of methods to identify, track, and reduce the impact of aircraft noise on the surrounding communities. Noise comments are managed using a third-party application that correlates each complaint with a specific flight to help airport staff identify the primary causes of noise. The airport does not have the authority to restrict aircraft operations or change aircraft flight paths. Instead, the airport relies on pilots following the published voluntary noise abatement procedures. Several factors may require a pilot to deviate from these procedures including air traffic control instruction or safety considerations. Paine Field – Snohomish County Airport is owned and operated by Snohomish County in compliance with federal aviation regulations. Because the airport operates under the guidance of federal regulations, its facilities must remain open to users of the national airspace system 24 hours a day, 365 days a year.

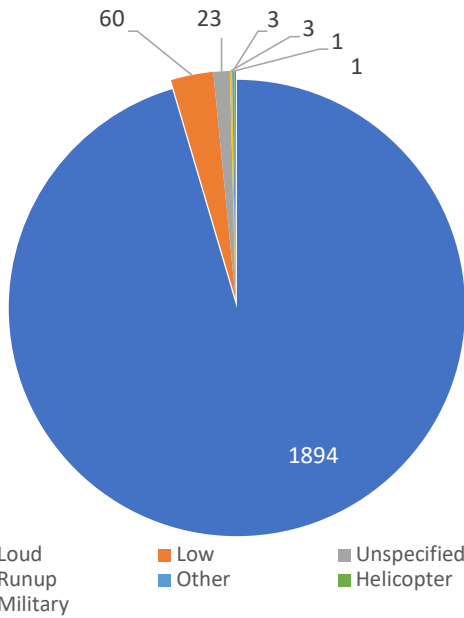
### Monthly Totals & Trends: By City



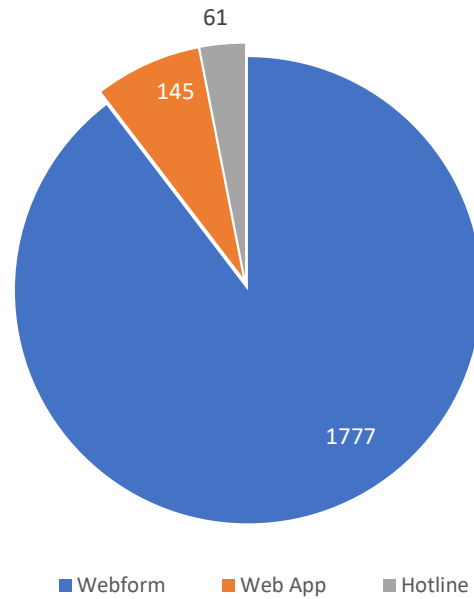
CITY	COMMENTS	DISTINCT HOUSEHOLDS	AVG COMMENTS/ HOUSEHOLD
Mountlake Terrace	1,478	2	739.0
Lynnwood	278	17	16.4
Mukilteo	83	16	5.2
Edmonds	33	6	5.5
Lake Forest Park	33	1	33.0
Clinton	32	1	32.0
Bothell	19	2	9.5
Everett	13	5	2.6
Brier	6	1	6.0
Shoreline	5	1	5.0
Snohomish	1	1	1.0
Arlington	1	1	1.0
Langley	1	1	1.0
<b>Totals</b>	<b>1,983</b>	<b>55</b>	<b>36.1</b>



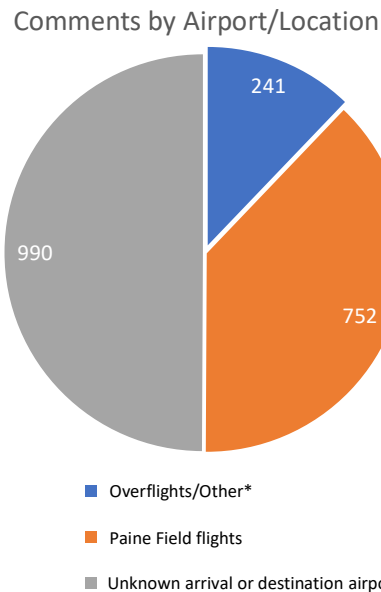
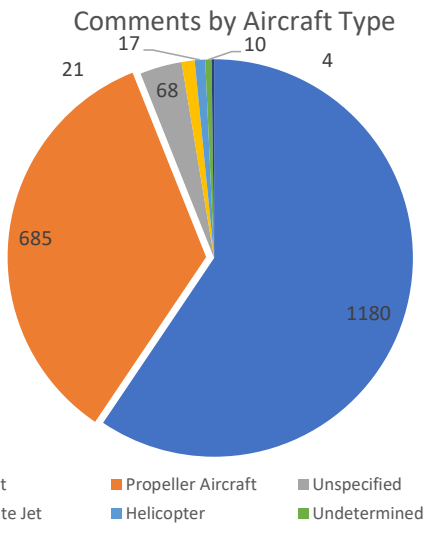
### Comment Breakdown: Types, Filing Method & Airport Correlation



COMMENT TYPE	COMMENTS
Loud	1894
Low	60
Unspecified	23
Runup	3
Other	3
Helicopter	1
Military	1



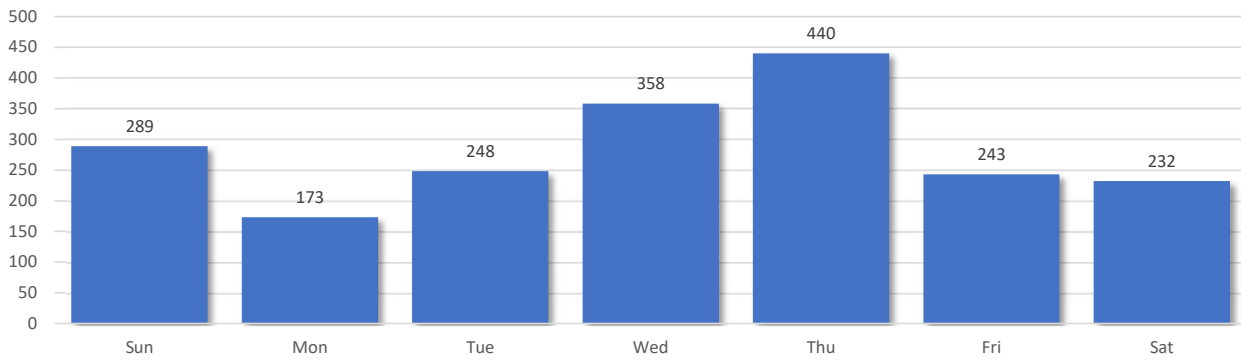
	METHOD RECEIVED	COUNT
Webform	Comment submitted via Paine Field website	1777
Web App	Third party web application	145
Hotline	Voicemail message via phone system	61



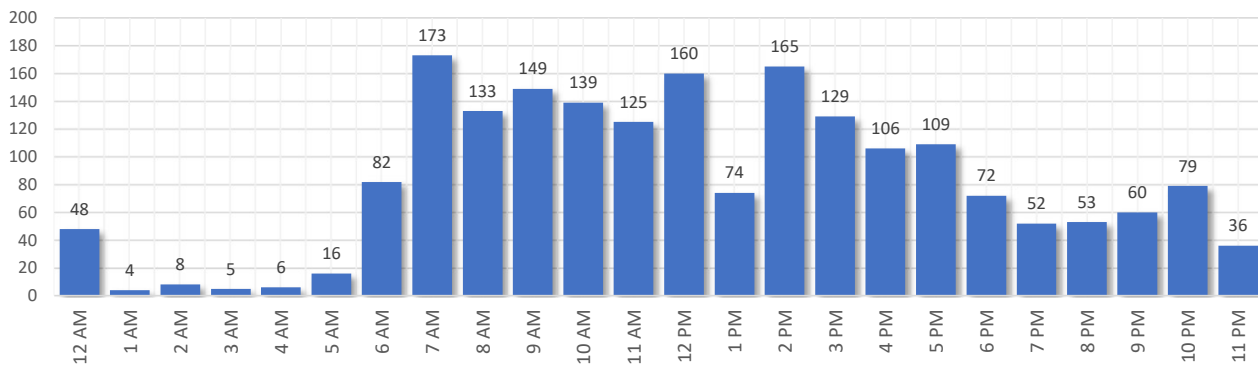
\*Overflight/other flights are not directly attributed to Paine Field. They can be flights from SeaTac, Boeing Field, Arlington, Harvey Field, Whidbey Island, etc.

## Comment Breakdown: Day and Time

Comments by Day of Week



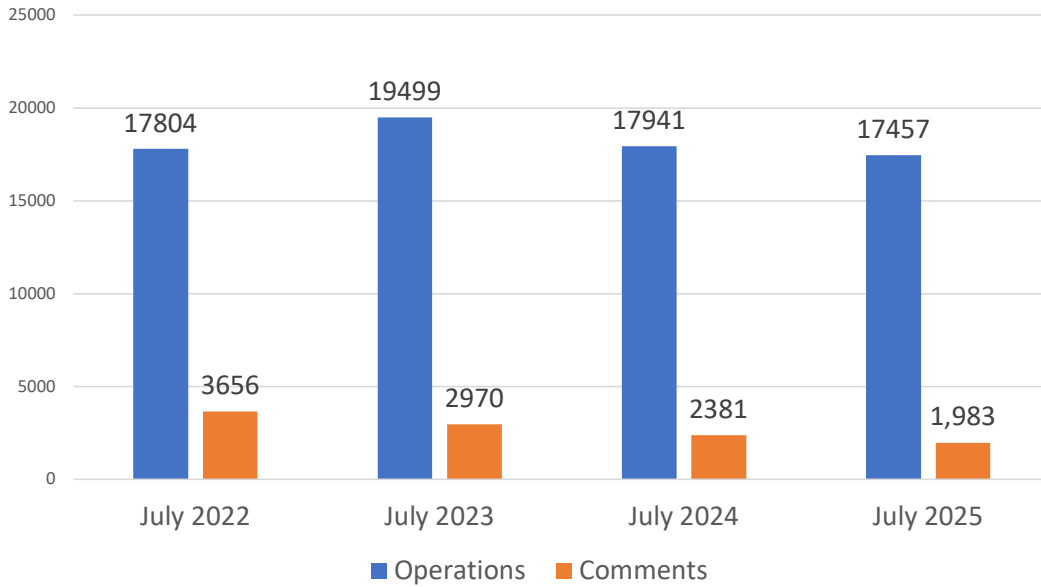
Comments by Time of Day



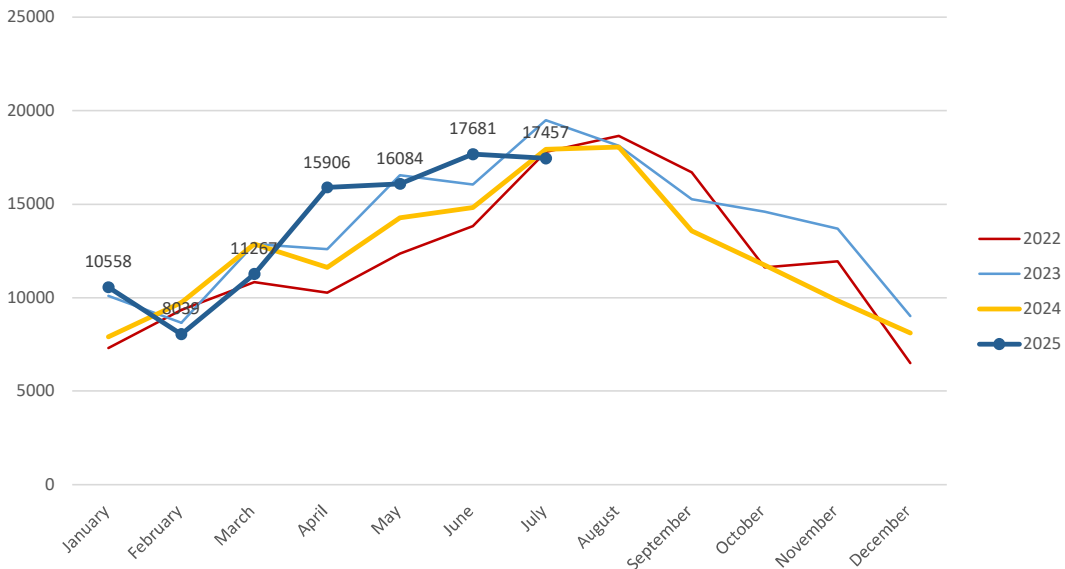
Aircraft Operations Summary:

During July 2025, the Paine Field Air Traffic Control Tower reported 17457 flight operations. This is a 2.6% decrease in operations compared to July 2024 which had 17941 operations. The four-year average for July is 18175 flight operations. Total operations for July were 3.9% below the 4-year average.

Monthly Operations VS Noise Comments



Monthly Operations Four Year Data



Paine Field Website: [www.paineairport.com](http://www.paineairport.com)  
 Noise Abatement Procedures: [www.paineairport.com/159/Noise-Abatement-Procedures](http://www.paineairport.com/159/Noise-Abatement-Procedures)  
 Paine Field Noise FAQ: [www.paineairport.com/215/Noise-FAQs](http://www.paineairport.com/215/Noise-FAQs)  
 To submit a noise comment online: [www.planenoise.com/kpae](http://www.planenoise.com/kpae)  
 To submit a noise comment by phone: (425) 284-0500