

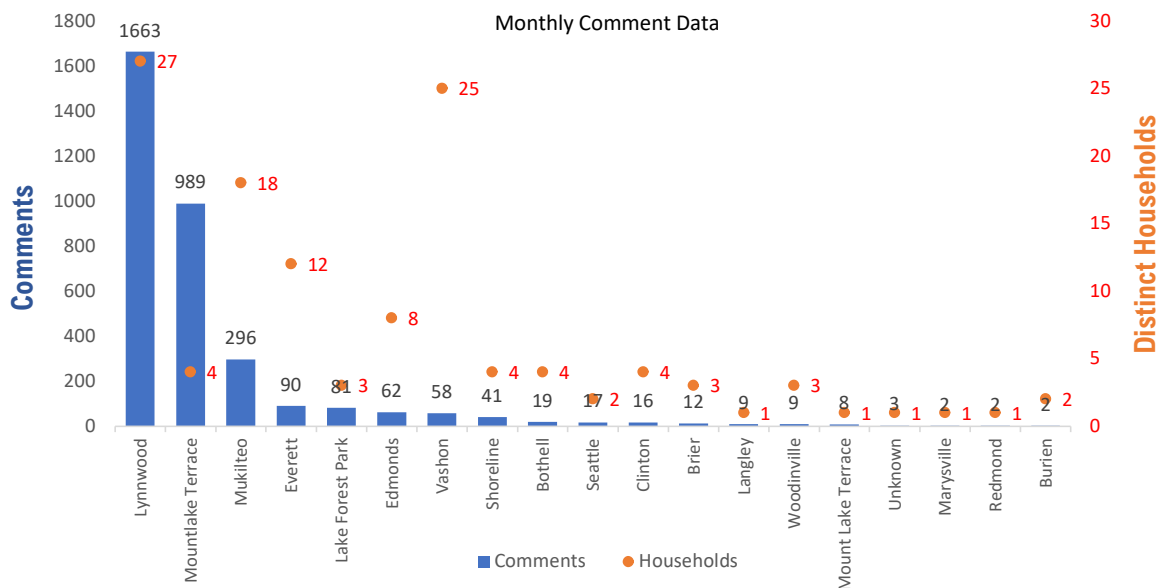


## Monthly Totals & Trends

**3,381**  
Noise Comments
**126**  
Distinct Households
**230**  
Distinct Households YTD
**2,660 (78.7%)**  
Comments by top 10 households

Paine Field – Snohomish County Airport uses a variety of methods to identify, track, and reduce the impact of aircraft noise on the surrounding communities. Noise comments are managed using a third-party application that correlates each complaint with a specific flight to help airport staff identify the primary causes of noise. The airport does not have the authority to restrict aircraft operations or change aircraft flight paths. Instead, the airport relies on pilots following the published voluntary noise abatement procedures. Several factors may require a pilot to deviate from these procedures including air traffic control instruction or safety considerations. Paine Field – Snohomish County Airport is owned and operated by Snohomish County in compliance with federal aviation regulations. Because the airport operates under the guidance of federal regulations, it's facilities must remain open to users of the national airspace system 24 hours a day, 365 days a year.

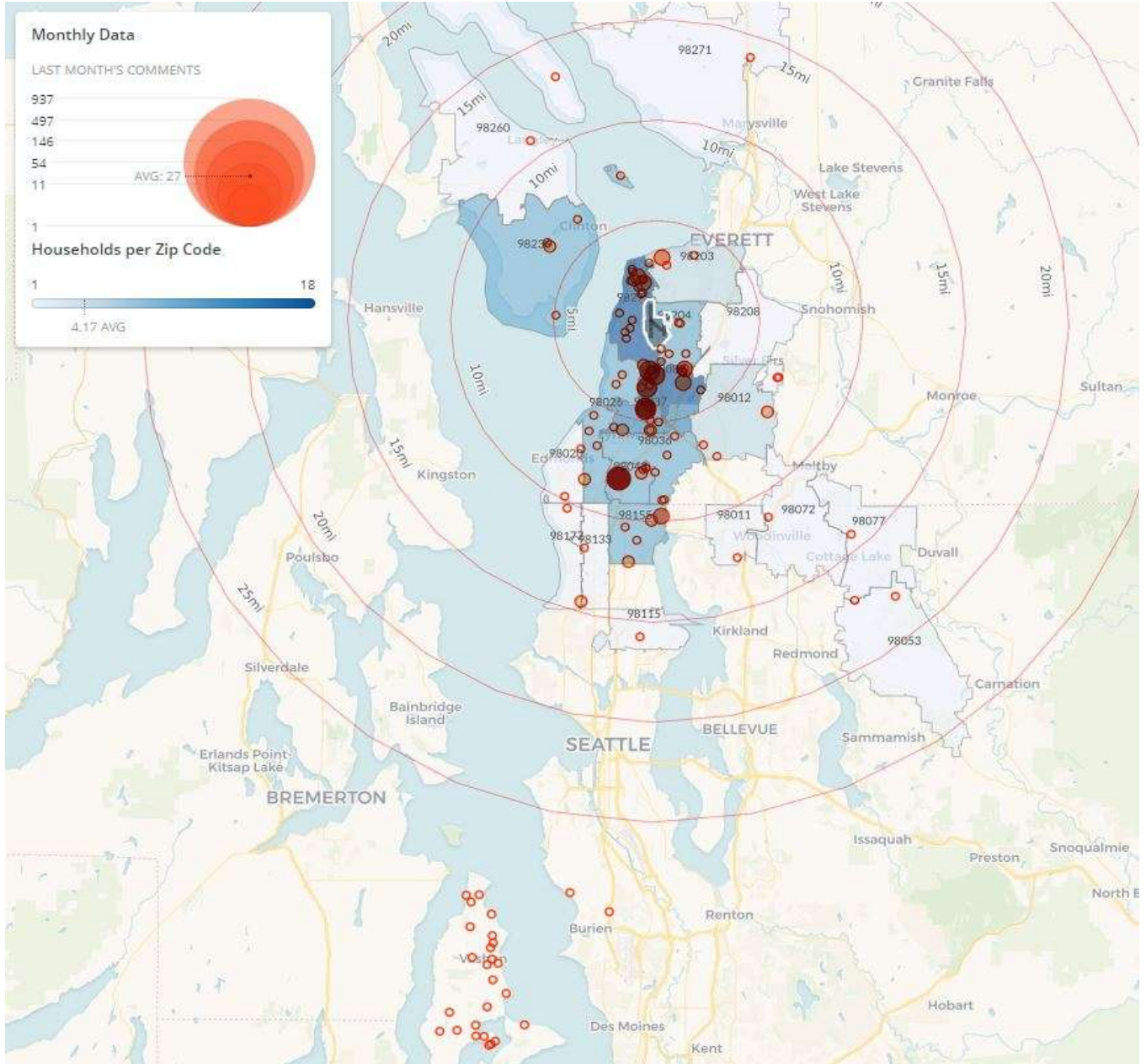
### Monthly Totals & Trends: By City



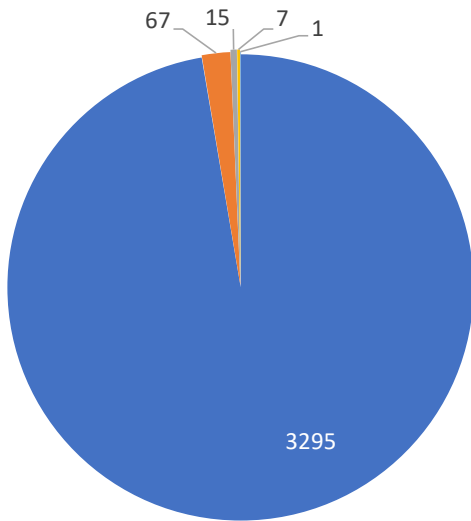
CITY	COMMENTS	DISTINCT HOUSEHOLDS	AVG COMMENTS/HOUSEHOLD
Lynnwood	1,663	27	61.6
Mountlake Terrace	989	4	247.3
Mukilteo	296	18	16.4
Everett	90	12	7.5
Lake Forest Park	81	3	27.0
Edmonds	62	8	7.8
Vashon	58	25	2.3
Shoreline	41	4	10.3
Bothell	19	4	4.8
Seattle	17	2	8.5
Clinton	16	4	4.0
Brier	12	3	4.0
Woodinville	9	3	3.0
Langley	9	1	9.0
Mount Lake Terrace	8	1	8.0
Unknown	3	1	3.0
Remaining Cities	8	6	1.3
<b>Totals</b>	<b>3,381</b>	<b>126</b>	<b>26.8</b>

## Noise Comment Map: By Zip Code

NOTES: Noise comments from households submitted without valid address information are not depicted on the map.



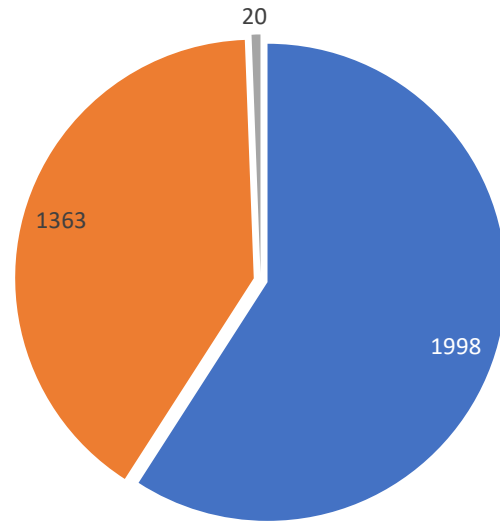
## Comment Breakdown: Types & Filing Method



■ Loud ■ Low ■ Off Course ■ Unspecified ■ Military

COMMENT TYPE	COMMENTS
Loud	3295
Low	67
Off Course	15
Unspecified	7
Military	1

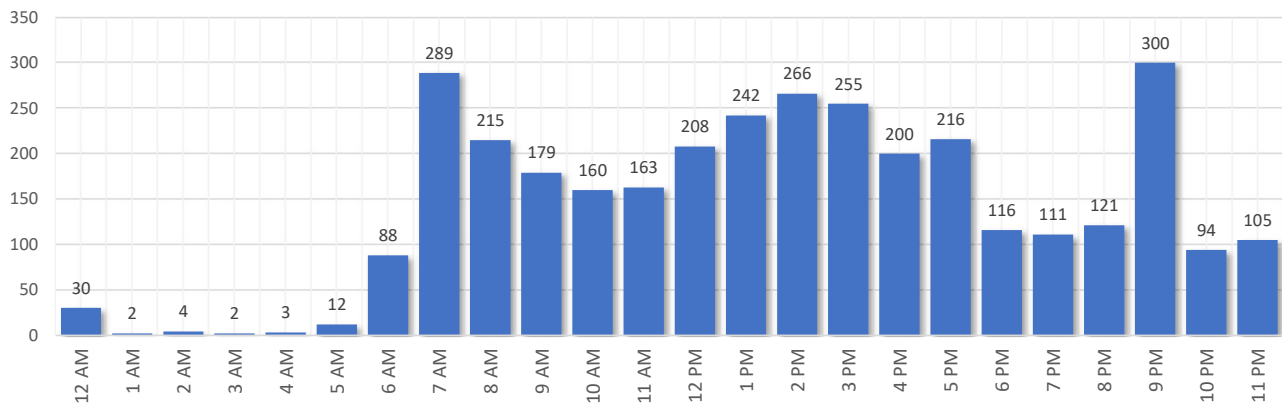
Note: Comment type total may not equal the total number of comments as some comments are included in more than one type category.



■ Web App ■ Webform ■ Hotline

METHOD RECEIVED	COUNT
Web App	1998
Webform	1363
Hotline	20

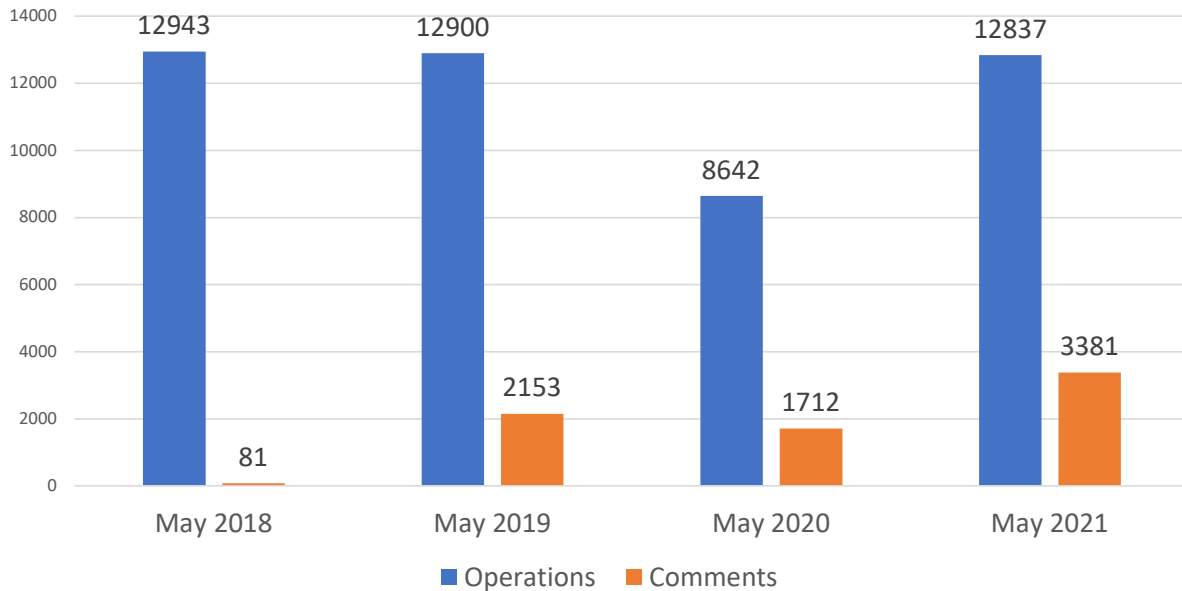
## Complaints by Time of Day



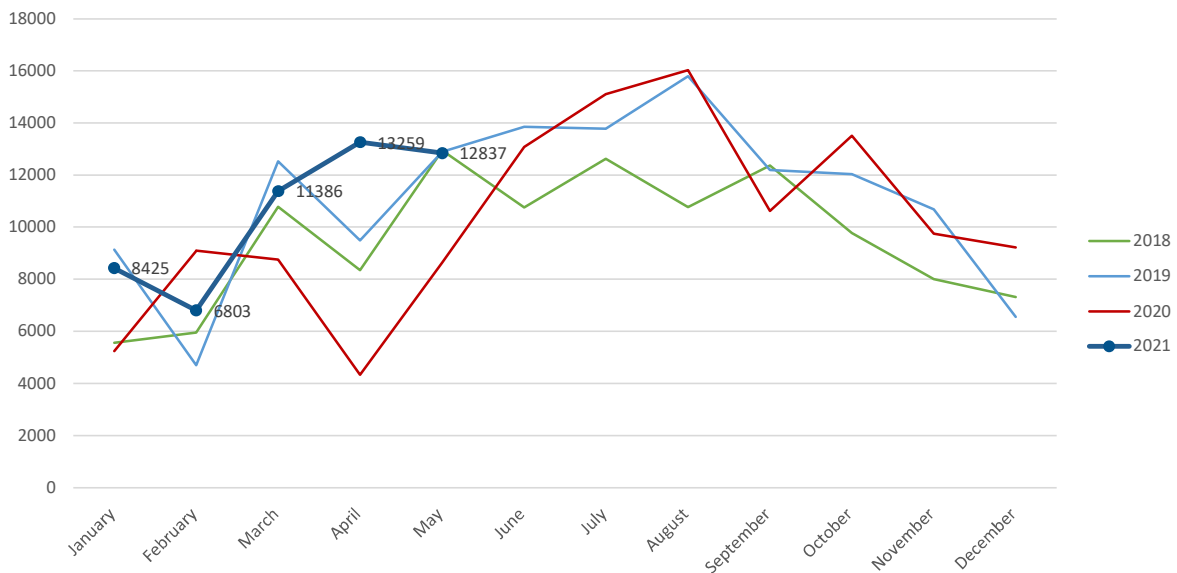
**Aircraft Operations Summary:**

During May 2021, the Paine Field Air Traffic Control Tower reported 12837 flight operations. This is a 48.5% increase in operations compared to May 2020 which had 8642 operations. The four-year average for May is 11830 flight operations. Total operations for May were 8.5% above the average.

**Monthly Operations VS Noise Comments**



**Monthly Operations Four Year Data**



Paine Field Website: [www.painefield.com](http://www.painefield.com)  
 Noise Abatement Procedures: [www.painefield.com/159/Noise-Abatement-Procedures](http://www.painefield.com/159/Noise-Abatement-Procedures)  
 Paine Field Noise FAQ: [www.painefield.com/215/Noise-FAQs](http://www.painefield.com/215/Noise-FAQs)  
 To submit a noise comment online: [www.planenoise.com/kpae](http://www.planenoise.com/kpae)  
 To submit a noise comment by phone: (425) 284-0500